




A model portfolio for every investor

Built with six
Morningstar Thrilling 36 funds*

American Funds Model Portfolios at UBS are monitored by our Portfolio Solutions Committee (PSC). The models represent this team's best thinking on how to construct portfolios that pursue a wide variety of client goals.

Explore American Funds core model portfolios available on ACCESS

Underlying fund (Ticker, Class F-2 for mutual funds) allocation as of March 31, 2025

Aggressive		Aggressive		Moderately Aggressive	
American Funds Growth Model Portfolio		American Funds Moderate Growth Model Portfolio		American Funds Moderate Growth and Income Model Portfolio	
					
GROWTH		GROWTH		GROWTH	
The Growth Fund of America® (GFFFX)	25%	The Growth Fund of America (GFFFX)	20%	New Perspective Fund (ANWFX)	5%
AMCAP Fund® (AMCFX)	15%	AMCAP Fund (AMCFX)	10%	SMALLCAP World Fund (SMCFX)	5%
New Perspective Fund® (ANWFX)	15%	SMALLCAP World Fund (SMCFX)	10%	GROWTH AND INCOME	
SMALLCAP World Fund® (SMCFX)	15%	American Funds Global Insight Fund (AGVGX)	5%	Washington Mutual Investors Fund (WMFFX)	15%
The New Economy Fund® (NEFFX)	10%	GROWTH AND INCOME		Capital World Growth and Income Fund (WGIFX)	10%
GROWTH AND INCOME		Capital World Growth and Income Fund® (WGIFX)	15%	EQUITY INCOME	
Fundamental Investors® (FINFX)	10%	Fundamental Investors (FINFX)	10%	The Income Fund of America® (AMEFX)	10%
The Investment Company of America® (ICAFX)	10%	The Investment Company of America (ICAFX)	10%	BALANCED	
		BALANCED		American Balanced Fund (AMBFX)	25%
		American Balanced Fund® (AMBFX)	10%	American Funds Global Balanced Fund (GBLFX)	15%
		American Funds Global Balanced Fund (GBLFX)	10%	BOND	
				The Bond Fund of America® (ABNFX)	5%
				American Funds Multi-Sector Income Fund (MIAYX)	5%
				American Funds Strategic Bond Fund (ANBFX)	5%
FOA CODES†		FOA CODES†		FOA CODES†	
Z9D1		N535		N536	

*Source: Morningstar, "The Thrilling 36" by Russel Kinell, August 20, 2024. Morningstar's screening took into consideration expense ratios, manager ownership, returns over manager's tenure and Morningstar Risk, Medalist and Parent ratings. The universe was limited to share classes accessible to individual investors with a minimum investment no greater than \$50,000, did not include funds of funds and must be rated by Morningstar analysts. Class A shares were evaluated for American Funds. Not all models include funds that made the list or all six funds. Underlying funds may change over time. The Thrilling 36 list includes American Balanced Fund, American Mutual Fund, Capital Income Builder, The Growth Fund of America, The Income Fund of America, The New Economy Fund and New Perspective Fund. Visit [morningstar.com](https://www.morningstar.com) for more details.

†FOA codes are product identifiers for financial professionals on UBS investment management platforms.

Investments are not FDIC-insured, nor are they deposits of or guaranteed by a bank or any other entity, so they may lose value.

Advisory services offered through Capital Research Management Company (CRMC) and its RIA affiliates.

Explore American Funds core model portfolios available on ACCESS (continued)

Underlying fund (Ticker, Class F-2 for mutual funds) allocation as of March 31, 2025

Moderate		Moderately Conservative		Conservative	
American Funds Conservative Growth and Income Model Portfolio		American Funds Conservative Income and Growth Model Portfolio		American Funds Conservative Income Model Portfolio	
GROWTH AND INCOME		GROWTH AND INCOME		GROWTH AND INCOME	
American Mutual Fund® (AMRFX)	10%	American Mutual Fund (AMRFX)	15%	American Mutual Fund (AMRFX)	10%
Washington Mutual Investors Fund (WMFFX)	10%	Capital World Growth and Income Fund (WGIFX)	5%		
Capital World Growth and Income Fund (WGIFX)	7%			EQUITY INCOME	
		EQUITY INCOME		The Income Fund of America (AMEFX)	10%
EQUITY INCOME		The Income Fund of America (AMEFX)	10%		
Capital Income Builder® (CAIFX)	15%			BALANCED	
The Income Fund of America (AMEFX)	15%	American Balanced Fund (AMBFX)	10%	American Balanced Fund (AMBFX)	5%
		American Funds Global Balanced Fund (GBLFX)	5%		
BOND		BOND		BOND	
The Bond Fund of America (ABNFX)	15%	The Bond Fund of America (ABNFX)	19%	Intermediate Bond Fund of America (IBAFX)	25%
American Funds Multi-Sector Income Fund (MIAYX)	15%	American Funds Multi-Sector Income Fund (MIAYX)	14%	The Bond Fund of America (ABNFX)	20%
American High-Income Trust® (AHIFX)	10%	American Funds Strategic Bond Fund (ANBFX)	10%	Short-Term Bond Fund of America® (SBFFX)	15%
American Funds Emerging Markets Bond Fund® (EBNFX)	3%	Intermediate Bond Fund of America® (IBAFX)	10%	American Funds Strategic Bond Fund (ANBFX)	10%
		American Funds Emerging Markets Bond Fund (EBNFX)	2%	American Funds Multi-Sector Income Fund (MIAYX)	5%
FOA CODES†	N537	FOA CODES†	N538	FOA CODES†	N539

†FOA codes are product identifiers for financial professionals on UBS investment management platforms.

Discover American Funds tax-aware model portfolios available on ACCESS

Underlying fund (Ticker, Class F-2 for mutual funds) allocation as of March 31, 2025

Aggressive	Moderately Aggressive	Moderate	Moderately Conservative	Conservative
American Funds Tax-Aware Moderate Growth Model Portfolio	American Funds Tax-Aware Moderate Growth and Income Model Portfolio	American Funds Tax-Aware Conservative Growth and Income Model Portfolio	American Funds Tax-Aware Moderate Income Model Portfolio	American Funds Tax-Aware Conservative Income Model Portfolio
GROWTH <ul style="list-style-type: none"> Capital Group Growth ETF (CGGR) 25% SMALLCAP World Fund (SMCFX) 10% American Funds Global Insight Fund (AGVGX) 5% Capital Group Global Growth Equity ETF (CGGO) 4% GROWTH AND INCOME <ul style="list-style-type: none"> Capital Group Core Equity ETF (CGUS) 25% Capital World Growth and Income Fund (WGIFX) 20% TAX-EXEMPT BOND <ul style="list-style-type: none"> Capital Group Municipal Income ETF (CGMU) 6% American High-Income Municipal Bond Fund® (AHMFX) 5% 	GROWTH <ul style="list-style-type: none"> Capital Group Global Growth Equity ETF (CGGO) 5% SMALLCAP World Fund (SMCFX) 5% GROWTH AND INCOME <ul style="list-style-type: none"> Capital Group Dividend Value ETF (CGDV) 20% Capital Group Core Equity ETF (CGUS) 15% Capital World Growth and Income Fund (WGIFX) 15% Capital Group Dividend Growers ETF (CGDG) 5% TAX-EXEMPT BOND <ul style="list-style-type: none"> American High-Income Municipal Bond Fund (AHMFX) 20% Capital Group Municipal Income ETF (CGMU) 15% 	GROWTH AND INCOME <ul style="list-style-type: none"> Capital Group Dividend Value ETF (CGDV) 16% Capital World Growth and Income Fund (WGIFX) 15% American Mutual Fund (AMRFX) 10% Capital Group Dividend Growers ETF (CGDG) 10% TAX-EXEMPT BOND <ul style="list-style-type: none"> American High-Income Municipal Bond Fund (AHMFX) 25% Capital Group Municipal Income ETF (CGMU) 20% Capital Group Short Duration Municipal Income ETF (CGSM) 4% 	GROWTH AND INCOME <ul style="list-style-type: none"> Capital Group Dividend Value ETF (CGDV) 15% American Mutual Fund (AMRFX) 10% Capital World Growth and Income Fund (WGIFX) 10% Capital Group Dividend Growers ETF (CGDG) 5% TAX-EXEMPT BOND <ul style="list-style-type: none"> Capital Group Municipal Income ETF (CGMU) 25% American High-Income Municipal Bond Fund (AHMFX) 20% Capital Group Short Duration Municipal Income ETF (CGSM) 10% American Funds Short-Term Tax-Exempt Bond Fund (ASTFX) 5% 	GROWTH AND INCOME <ul style="list-style-type: none"> Capital Group Dividend Value ETF (CGDV) 9% American Mutual Fund (AMRFX) 5% Capital Group Dividend Growers ETF (CGDG) 5% TAX-EXEMPT BOND <ul style="list-style-type: none"> Capital Group Municipal Income ETF (CGMU) 25% Capital Group Short Duration Municipal Income ETF (CGSM) 25% American Funds Short-Term Tax-Exempt Bond Fund (ASTFX) 16% American High-Income Municipal Bond Fund (AHMFX) 15%
FOA CODES* N530	FOA CODES* N531	FOA CODES* N532	FOA CODES* N533	FOA CODES* N534

*FOA codes are product identifiers for financial professionals on UBS investment management platforms.

How to find these model portfolios on ACCESS

GO TO: Proposal Generation tool in IS Toolset

SELECT: ACCESS within the "Choose Available Product" option field

SELECT: **American Funds Models** from the "Advanced Manager Look-Up" option field on the Investment Solution screen

Model portfolios are provided to financial intermediaries who may or may not recommend them to clients. The portfolios consist of an allocation of funds for investors to consider and are not intended to be investment recommendations. The portfolios are asset allocations designed for individuals with different time horizons, investment objectives and risk profiles. Allocations may change and may not achieve investment objectives. If a cash allocation is not reflected in a model, the intermediary may choose to add one. Capital Group does not have investment discretion or authority over investment allocations in client accounts. Rebalancing approaches may differ depending on where the account is held. Investors should talk to their financial professional for information on other investment alternatives that may be available. In making investment decisions, investors should consider their other assets, income and investments. Visit capitalgroup.com for current allocations.

Model portfolios are subject to the risks associated with the underlying funds in the model portfolio. Investors should carefully consider investment objectives, risks, fees and expenses of the funds in the model portfolio, which are contained in the fund prospectuses. Investing outside the United States involves risks, such as currency fluctuations, periods of illiquidity and price volatility. These risks may be heightened in connection with investments in developing countries. Smaller company stocks entail additional risks, and they can fluctuate in price more than larger company stocks. The return of principal for bond funds and for funds with significant underlying bond holdings is not guaranteed. Fund shares are subject to the same interest rate, inflation and credit risks associated with the underlying bond holdings. Lower rated bonds are subject to greater fluctuations in value and risk of loss of income and principal than higher rated bonds. Investments in mortgage-related securities involve additional risks, such as prepayment risk. The use of derivatives involves a variety of risks, which may be different from, or greater than, the risks associated with investing in traditional securities, such as stocks and bonds. A nondiversified fund has the ability to invest a larger percentage of assets in the securities of a smaller number of issuers than a diversified fund. As a result, poor results by a single issuer could adversely affect fund results more than if the fund were invested in a larger number of issuers. See the applicable prospectus for details.

This content, developed by Capital Group, home of American Funds, should not be used as a primary basis for investment decisions and is not intended to serve as impartial investment or fiduciary advice.

All Capital Group trademarks mentioned are owned by The Capital Group Companies, Inc., an affiliated company or fund. All other company and product names mentioned are the property of their respective companies.

Capital Group | American Funds and UBS Financial Services Inc. are not affiliated.