

Seeks to provide long-term growth of capital while providing current income

Model description

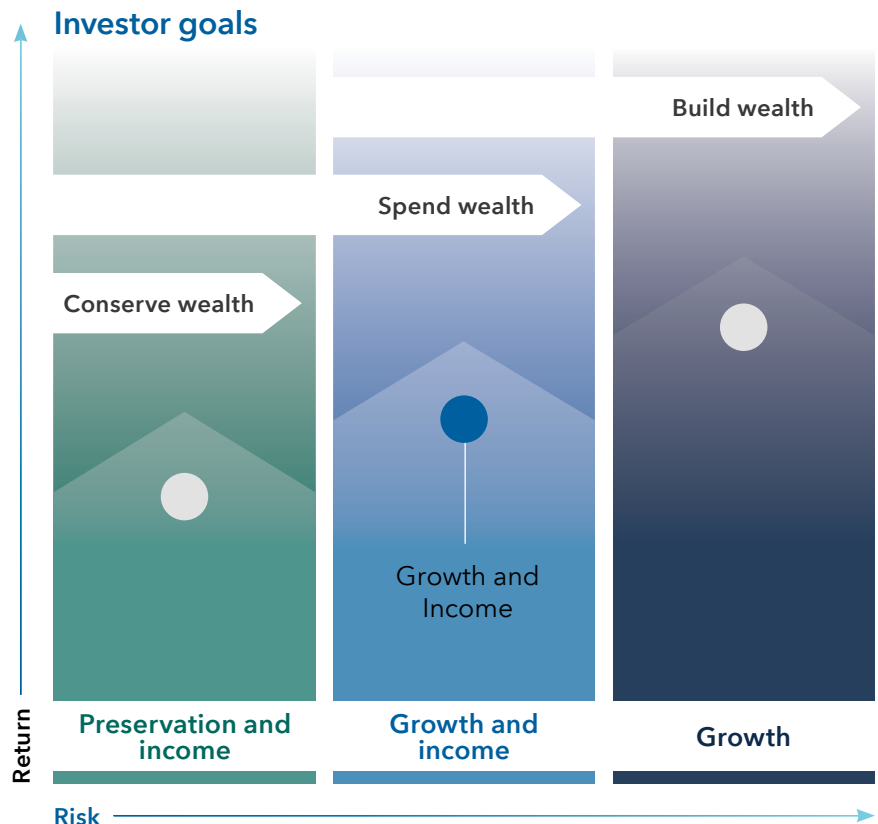
Seeks long-term growth of capital through exposure to equities and secondarily current income through dividend-paying equities and fixed income securities.

Created by Capital Group

In creating the American Funds Growth and Income Model Portfolio, our seasoned portfolio managers relied on their in-depth understanding of the underlying funds. The models are constructed and monitored by the Portfolio Solutions Committee, with support from the Capital Solutions Group, while the underlying funds are actively managed by their respective portfolio managers. The Portfolio Solutions Committee has an average of over 30 years of investment industry experience.*

For investors who ...

- Seek a broadly diversified portfolio to help them pursue their long-term investment goals.
- Have a preference for seeking growth of capital but with lower volatility.
- Want an actively managed core investment for their investment plans.
- Value an experienced active investment manager to help them accomplish their goals.



Footnote/Important information:

*As of December 31, 2025.

Advisory services offered through Capital Research and Management Company (CRMC) and its RIA affiliates.

Model portfolios are provided to financial intermediaries who may or may not recommend them to clients. The portfolios consist of an allocation of funds for investors to consider and are not intended to be investment recommendations. The portfolios are asset allocations designed for individuals with different time horizons, investment objectives and risk profiles. Allocations may change and may not achieve investment objectives. If a cash allocation is not reflected in a model, the intermediary may choose to add one. Capital Group does not have investment discretion or authority over investment allocations in client accounts. Rebalancing approaches may differ depending on where the account is held. Investors should talk to their financial professional for information on other investment alternatives that may be available. In making investment decisions, investors should consider their other assets, income and investments. Visit capitalgroup.com for current allocations.

Investments are not FDIC-insured, nor are they deposits of or guaranteed by a bank or any other entity, so they may lose value.

Underlying funds	Weight % ⁴
The Investment Company of America®	20%
Capital World Growth and Income Fund®	15%
American Balanced Fund®	10%
Capital Income Builder®	10%
Washington Mutual Investors Fund	10%
SMALLCAP World Fund®	8%
The Growth Fund of America®	7%
American Funds Global Insight Fund	5%
American Funds Multi-Sector Income Fund	5%
American Funds Strategic Bond Fund	5%
The Bond Fund of America®	5%

Top five industry ⁴	at 1/31/26
Semiconductors & semiconductor equipment	11.8%
Aerospace & defense	4.9%
Interactive media & services	4.6%
Software	4.2%
Banks	3.8%

Top five equity holdings ⁴	at 1/31/26
Broadcom	4.5%
Alphabet	3.7%
Microsoft	3.7%
NVIDIA	3.0%
TSMC	2.4%

Fixed income quality breakdown ^{3,4}	at 1/31/26
Investment grade (BBB/Baa and above)	87.4%
Non-Investment grade (BB/Ba and below)	12.6%

American Funds Growth and Income Model Portfolio

Asset mix^{1,4} (%) as of 1/31/26

Total equities


U.S. equities	57.1%	
Non-U.S. equities	20.7%	

Total fixed income

U.S. fixed income	16.2%	
Non-U.S. fixed income	2.4%	
Cash and equivalents ²	3.6%	

The Portfolio Solutions Committee

This model is actively monitored by the committee – a group of senior investment professionals with varied backgrounds and approaches, and decades of investment industry experience. They regularly review the model's results and holdings to keep it aligned with its objectives.



Michelle Black
31 years



Brittain Ezzes
28 years



Samir Mathur
33 years




Damien McCann
26 years



Wesley Phoa
33 years



John Queen
36 years



Andrew Suzman
32 years

Investment industry experience as of December 31, 2025.

Footnotes/Important information:

¹Totals may not reconcile due to rounding.

²Cash and equivalents includes short-term securities, accrued income and other assets less liabilities. It may also include investments in money market or similar funds managed by the investment adviser or its affiliates that are not offered to the public.

³Bond ratings are based on a model portfolio's underlying funds' holdings and investment policies. Bond ratings, which typically range from AAA/Aaa (highest) to D (lowest), are assigned by credit rating agencies such as Standard & Poor's, Moody's and/or Fitch, as an indication of an issuer's creditworthiness. For most American Funds and Capital Group ETFs, if agency ratings differ, a security will be considered to have received the highest of those ratings; and securities in the Unrated category have not been rated by any of the rating agencies referenced above; however, the investment adviser performs its own credit analysis and assigns comparable ratings that are used for compliance with applicable investment policies. Please see each fund's most recent prospectus for details.

⁴Data based on target allocations of the underlying funds

Model portfolios are subject to the risks associated with the underlying funds in the model portfolio. Investors should carefully consider investment objectives, risks, fees and expenses of the funds in the model portfolio, which are contained in the fund prospectuses. Investing outside the United States involves risks, such as currency fluctuations, periods of illiquidity and price volatility. These risks may be heightened in connection with investments in developing countries. Smaller company stocks entail additional risks, and they can fluctuate in price more than larger company stocks. The return of principal for bond funds and for funds with significant underlying bond holdings is not guaranteed. Fund shares are subject to the same interest rate, inflation and credit risks associated with the underlying bond holdings. Lower rated bonds are subject to greater fluctuations in value and risk of loss of income and principal than higher rated bonds. Investments in mortgage-related securities involve additional risks, such as prepayment risk. The use of derivatives involves a variety of risks, which may be different from, or greater than, the risks associated with investing in traditional securities, such as stocks and bonds. Income from municipal bonds may be subject to state or local income taxes and/or the federal alternative minimum tax. Certain other income, as well as capital gain distributions, may be taxable. A nondiversified fund has the ability to invest a larger percentage of assets in the securities of a smaller number of issuers than a diversified fund. As a result, poor results by a single issuer could adversely affect fund results more than if the fund were invested in a larger number of issuers. See the applicable prospectus for details.

Portfolios are managed, so holdings will change. Holdings are the weighted average of the underlying funds.

All Capital Group trademarks mentioned are owned by The Capital Group Companies, Inc., an affiliated company or fund. All other company and product names mentioned are the property of their respective companies.

This content, developed by Capital Group, home of American Funds, should not be used as a primary basis for investment decisions and is not intended to serve as impartial investment or fiduciary advice.